









# SCREW RETAINED RESTORATIONS |

## MULTI-UNIT COMPONENTS

Healing Caps	
	<b>Healing Caps</b> Ø 4.9mm H 4.8mm NM-H7101
	<b>Healing Caps</b> Ø 4.9mm H 7.0mm NM-H7102
	<b>Screw</b> NM-S7102





Transfers & Analog	
	<b>Open Tray</b> Ø 4.9mm H 11mm NM-T7111
	<b>Screw*</b> L 13mm NM-S7111









	<b>Snap-On Cap for Ball Transfer</b> Ø 4.8mm H 11mm NM-T4402
	<b>Closed Tray</b> Ø 4.9mm H 8mm NM-T7102
	<b>Screw*</b> NM-S7102

	<b>Analog</b> Ø 4.9mm NM-T7151
---	--------------------------------------

\*Screw - Included with the transfer above & available separately

Abutments	
	<b>Universal Abutment</b> Ø 4.9mm H 12mm NM-T7121
	<b>Wide Universal Abutment</b> Ø 4.9mm H 12mm NM-T7123
	<b>Castable Abutment</b> Ø 4.9mm H 12mm NM-C7121
	<b>Screw</b> NM-S7102

Passive Fit Castable Abutment Set	
The Passive Fit Castable Abutment Set consists of three parts aimed for the fabrications of accurate metal reinforced prostheses. The Castable Sleeve Positioner is used for aligning the Castable Sleeve on the plaster model, ensuring passive fit of the fabricated metal cast when cemented to the Titanium Abutments.	
	<b>Universal Abutment</b> Ø 4.9mm H 12mm NM-T7121
	<b>Castable Sleeve</b> Ø 4.9mm H 10.5mm NM-C7120
	<b>Castable Sleeve Positioner</b> Ø 4.9mm H 10mm NM-T7122
	<b>Screw</b> NM-S7102

CAD-CAM COMPONENTS FOR MULTI UNIT		
Titanium Bases		Scan Bodies
	Ø 4.9mm H 4.5mm NM-C7124	
	Ø 5.2mm H 4.5mm NM-C7126	
	<b>Screw</b> NM-S7102	
<b>Digital Analog for Multi-Unit</b>		
	H 7mm NMDT7151	<b>Screw</b> NM-S7102